

TECH*Ai*DE

FIRST QUARTER IMPACT REPORT 2023

Table of Contents

Overview	2
Impact Indicators	4
Impact on School Enrollment	5
Rincy Royal School	6

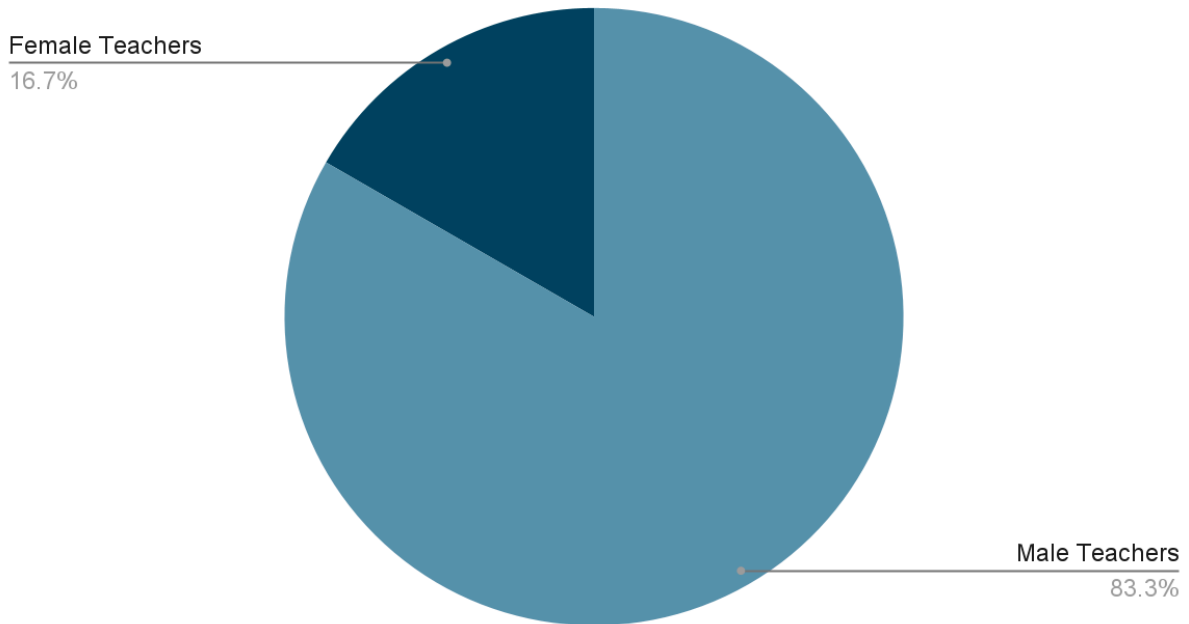
Overview

This report focuses on the first quarter of 2023 and shows how we have engaged with teachers and students in the education space in Ghana in the arena of STEM/STEAM. We are continually building innovation and evidence into our programme delivery, and services to consolidate our position as a thought-leading organisation for imparting education.

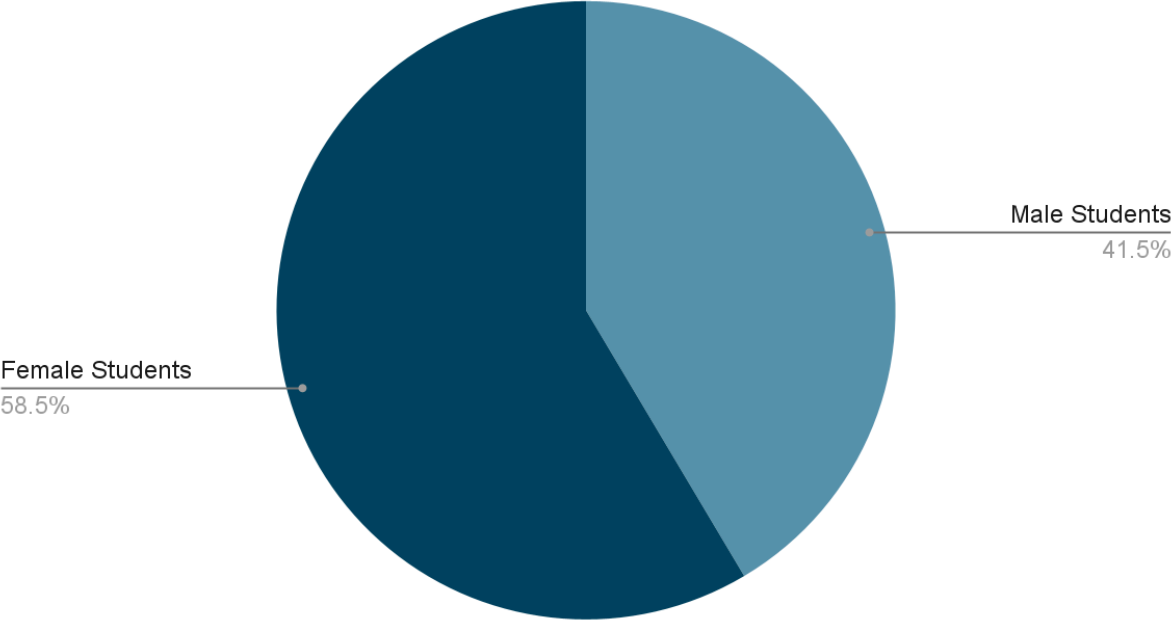
Our work in the first quarter impacted **480** learners and **6** teachers in Rincy Royal which aligns with our purpose of providing technology solutions for development, anytime anywhere.

The Content & Training department conducted a Makerspace Training in the first quarter at Rincy Royal Montessori. The training aimed at giving the teachers in the institution the needed knowledge on how Robotics can be used for improved teaching and learning outcomes in STEM education. Six teachers were trained, out of which 1 was female. Below is the graphical representation.


Total Number of Teachers Trained = 6



Number of Students= 480



Project Locations - Accra



Rincy Royal Montessori School is Located in **Greater Accra Region and in Ga South Municipal District.**

Total number of products and services for the year

Product	Number of Products/units sold?
EDULab	0
ASANKA	0
Makerspace	1
Training	0
GeekSkwad	0
Total	0

Impact Indicators

Educational Indicator	Data	2023	2024
Average Student Test Score (PI9024) BECE (1 Highest - 9 lower)	<u>BECE Test / WASSCE Test</u> scores are gathered pre-installation and then post-installation of the equipment	Yet to get data	
School Enrolment: Female (PI1081)	January Admission numbers are requested from Headmaster	281	
School Enrolment: Total (PI2389)	January Admission numbers are requested from Headmaster	480	

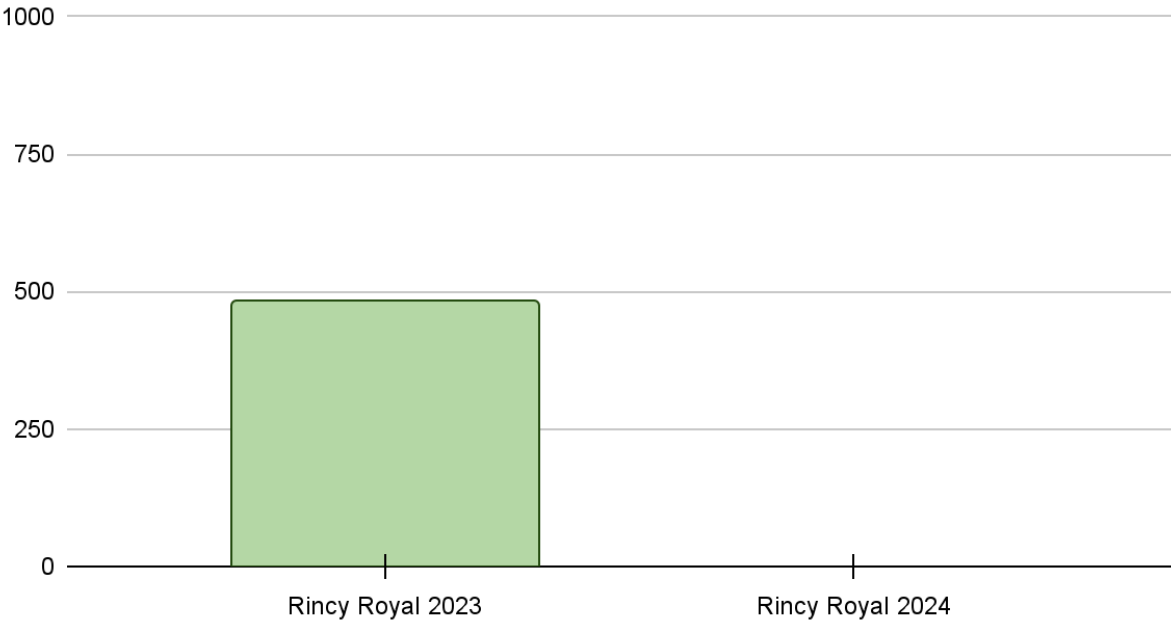
Student Tests Pass Rate (PI8372) (# Pass/Total Enrollment)	We use the already gathered BECE/WASSCE pre-post numbers to calculate this	Yet to get data	
Educational Resource to Student Ratio (PI4279) (# Students : # Seats)	We take the # of EDULab stations and divide by the School Enrollment total for January	7.5:1	
Average Teaching Experience (PI7871) (# Yrs Experience/# of Teachers)	We have them tell us when they sign in for TECHAiDE training	3.0 yrs	
School Enrolment: Urban (PI8069)	We define location using statista website	480	
School Enrolment: Rural (PI6569)	We define location using Statista website	N/A	
School Enrolment: Peri-urban (PI3337)	We define location using Statista website	N/A	

For every installation, product or service TECHAiDE, takes baseline data. This becomes a reference point for measuring the Impact of TECHAiDE products and services on education.

Impact on School Enrollment

School	Location	Region	Baseline Enrollment	Currently	Variance
Rincy Royal	Weija	Greater Accra	480	Will be Updated next academic year	
Total					

Impact on School Enrollment



This will be updated in the next academic year.

Rincy Royal School

The students of the Rincy Royal Montessori were empowered to develop their digital skills in Science, Technology, Engineering, and Mathematics (STEM). Below are the statistics

Teachers Trained		Students	
Men	Women	Boys	Girls
5	1	199	281
Total 6		Total 480	